

2020t/i QUICK START GUIDE







- » Read the manual before using the meter.
- » For the most accurate results, follow calibration and blanking procedures before testing.
- » To change settings refer to the Options and Set Up section in the manual.
- » Perform a turbidity calibration daily.
- » Use clean turbidity tubes [0260].
- » Do not pour standards in tubes back into the bottle.

Factory Settings



Turbidity Calibration Curve	Nephelometric [N]
Turbidity Units	Default
Turbidity Measurement	Turbidity-No Blank [NB]
Averaging	Disabled
Date Format	MM-DD-YYYY
Power Save	5 minutes
Backlight	10 seconds
Language	English

Calibration



Perform a calibration over the smallest range possible. Use a standard that will bracket the sample range. For the nephelometric mode and ratiometric mode calibrate to the value on the bottle. For the attenuation mode use Formazin standards. Calibrate meter daily.

1.	Press  to turn meter on .
2.	Select Measure .
3.	Select Turbidity – With Blank .
4.	Rinse tube [0260]. Fill with BLANK. Dry tube.
5.	Scan Blank .
6.	Rinse tube. Fill with STANDARD. Dry tube.
7.	Scan Sample .
8.	Press  and select Calibrate .
9.	Press   to adjust display to match standard value on bottle.
10.	Press  to accept the calibration.
11.	Press  to set the calibration.
12.	Proceed to Analysis .

High Range Analysis - Over 10 NTU - Without Blank

1.	Press  to turn meter on .
2.	Select Measure .
3.	Select Turbidity – No Blank .
4.	Rinse tube [0260]. Fill with SAMPLE. Dry tube.
5.	Scan Sample .
6.	Press  to turn meter off.

Analysis - With Blank

1.	Press  to turn meter on .
2.	Select Measure .
3.	Select Turbidity – With Blank .
4.	Rinse tube [0260]. Fill with BLANK. Dry tube.
5.	Scan Blank .
6.	Rinse tube. Fill with SAMPLE. Dry tube.
7.	Scan Sample .
8.	Press  to turn meter off.

NOTE: Use the AC wall adapter to rapidly charge the meter.



PO Box 329 | Chestertown | Maryland | 21620 · USA
800-344-3100 | 410-778-3100 (Outside U.S.A.) | Fax: 410-778-6394 | www.lamotte.com