

DM0412

Low Speed Centrifuge

Features

- Easy operation with intuitive menu and easy-to-read display
- Speed can be set in RPM/RCF
- Maintenance-free brushless DC motor
- Quick spin function with press and hold pulse key
- Lid with electric lock and automatic release function Automatic lid-lock release after running
- Braking time 2 steps adjustable only for A6-50P rotor High strength plastic rotor gives excellent balance to guarantee stable working Dual protection housing particularly benefit for safe running
- Gentle braking at low speeds with efficient separation CE marked, cTUVus, and passed explosion-proof test



Applications

DM0412 is ideal for separation of whole blood components, such as serum, plasma, buffy coat, red blood cells, as well as other bodily fluids.














Specifications	DM0412
Speed Range	3300-5000rpm, increment:100rpm
Max. RCF	2490×g
Speed accuracy	±20rpm
Rotor type	A12-10P (15mL/50mL×6)
Run Time	30sec-99min HOLD (Continuous operation)
Motor	Brushless DC motor
Display	LCD
Safety Devices	Door interlock, Overspeed detector; Automatic internal diagnosis
Acceleration/Braking time	A12-10P: 20s+13s↓
Power Requirements	Single-phase,100V-240V, 50Hz/60Hz, 3A70W
Dimension[WxDxH]	354x304x215mm
Weight	6 kg
Advanced features	Speed/RCF switch; Short-time run function; sound-alert function

Available rotors

A12-10P (round bottom)	Cat. No.19400068	A6-50P (round bottom)	Cat. No.19100197
for DM04121 & DM0424 & DM0408 Max. speed: 4500rpm Max. RCF: 2490×g Rotor capacity: 8x15mL, 12x10mL Rotor material: High strength plastic		For DM0412(A6-50P) Max. speed: 4000rpm Max. RCF: 1800×g Rotor capacity: 50mL×6 or 15mL×6 Rotor material: High strength plastic	
			

A12-10P and A6-50P are not interchangeable

Available tubes	Tube quantity	Dimension (ØLxmm)	Adapters	Maximum speed(rpm)	Radius (cm)	Maximum RCF(×g)
15 mL con 	8	17×120	-	4500	11	2490
1.5-5 mL vacu 	12	13×75	A10P15 & Plug 	4500	9.8	2218
4-7 mL vacu 	12	13×100	A10P15 	4500	11	2490
		16×75	Plug 		9.8	2218
8.5-10 mL vacu 	12	16×107	-	4500	11	2490
2.7-3 mL (EU) collection tube 	12	11×66	A10P15 & Plug 	4500	9.8	2218
7.5-8.2 mL (EU) collection tube 	12	15×92	A10P15 	4500	11	2490