

DM0412

Low Speed Centrifuge

Features

- Easy operation with intuitive menu and easy-to-read display
- Speed can be set in RPM/RCF
- Maintenance-free brushless DC motor
- Quick spin function with press and hold pulse key
- Lid with electric lock and automatic release function Automatic lid-lock release after running
- Braking time 2 steps adjustable only for A6-50P rotor High strength plastic rotor gives excellent balance to guarantee stable working Dual protection housing particularly benefit for safe running
- Gentle braking at low speeds with efficient separation CE marked, cTUVus, and passed explosion-proof test



Applications

DM0412 is ideal for separation of whole blood components, such as serum, plasma, buffy coat, red blood cells, as well as other bodily fluids.














| Specifications | DM0412 |
|---------------------------|--|
| Speed Range | 300-4500rpm,increment: 100rpm |
| Max. RCF | 1800×g |
| Speed accuracy | ±20rpm |
| Rotor type | A6-50P (15mL/50mL×6) |
| Run Time | 30sec-99min HOLD (Continuous operation) |
| Motor | Brushless DC motor |
| Display | LCD |
| Safety Devices | Door interlock, Overspeed detector; Automatic internal diagnosis |
| Acceleration/Braking time | A6-50P: 20s+20 s /90 s+ |
| Power Requirements | Single-phase,100V-240V, 50Hz/60Hz, 3A70W |
| Dimension[WxDxH] | 354x304x215mm |
| Weight | 6 kg |
| Advanced features | Speed/RCF switch; Short-time run function; sound-alert function |

Available rotors

| A12-10P (round bottom) | Cat. No.19400068 | A6-50P (round bottom) | Cat. No.19100197 |
|---|---|---|---|
| for DM04121 & DM0424 & DM0408 Max. speed: 4500rpm Max. RCF: 2490×g Rotor capacity: 8x15mL, 12x10mL Rotor material: High strength plastic |  | For DM0412(A6-50P) Max. speed: 4000rpm Max. RCF: 1800×g Rotor capacity: 50mL×6 or 15mL×6 Rotor material: High strength plastic |  |

A12-10P and A6-50P are not interchangeable

| Available tubes | Tube quantity | Dimension (ØLxmm) | Adapters | Maximum speed(rpm) | Radius (cm) | Maximum RCF(×g) |
|--|---------------|-------------------|--|--------------------|-------------|-----------------|
| 15 mL con  | 8 | 17×120 | - | 4500 | 11 | 2490 |
| 1.5-5 mL vacu  | 12 | 13×755 | A10P15 & Plug  | 4500 | 9.8 | 2218 |
| 4-7 mL vacu  | 12 | 13×100 | A10P15  | 4500 | 11 | 2490 |
| | | 16×75 | Plug  | | 9.8 | 2218 |
| 8.5-10 mL vacu  | 12 | 16×107 | - | 4500 | 11 | 2490 |
| 2.7-3 mL (EU) collection tube  | 12 | 11×66 | A10P15 & Plug  | 4500 | 9.8 | 2218 |
| 7.5-8.2 mL (EU) collection tube  | 12 | 15×92 | A10P15  | 4500 | 11 | 2490 |